



110 000 .  
2010 .

( . . )

5% . -

- 16 500 . .

19 000 . .

75%

23%, 50%.

20% 25%, 15%

10%

2010 .

•

10%

2010 .

•

•

4

/ .  
2,5 - 3 / .

•

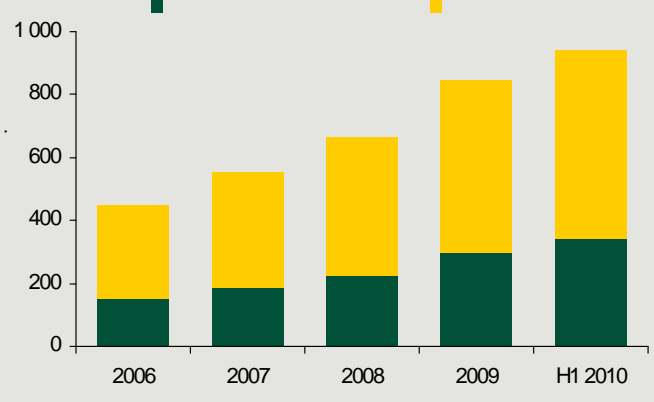
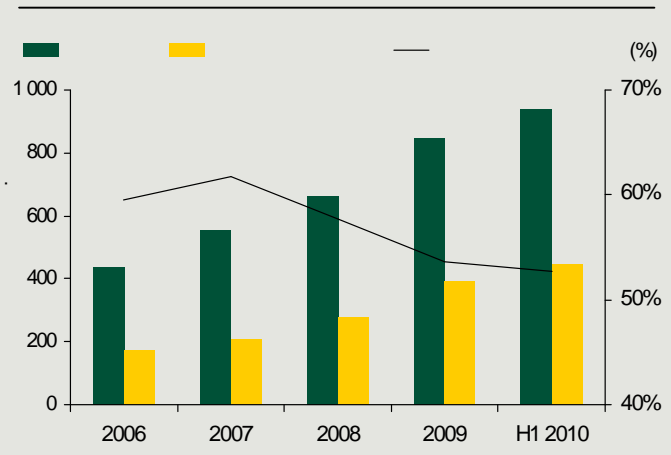
14%

•

(build-to-suit)

- H1 2010

	( . . )	( . . )
( . . )	969 400	1 357 800
(% . . )	47%	91%
( . . )	285 000	450 000
(% . . )	70%	60%
(% . . )	14,1%	15% - 17%
(€ / . . / . . )	4,00	2,75



(build-to-suit) –

30 000

58 000

2010 ; 85% (50 000 . )

950 000

500 000

2010 .

( 70%)

– " " " " . 20%

€ 4,25

10%

7,2%

14%

2010 .

(€ 1,5 - € 2,5 . )

300 . . . . . 11,5%.  
2 ,

2010 . . . . . 52 000 . . . . .

90%  
( 1,2 . . . . )

( 10 200 . . . . ),  
2009 . . . . .

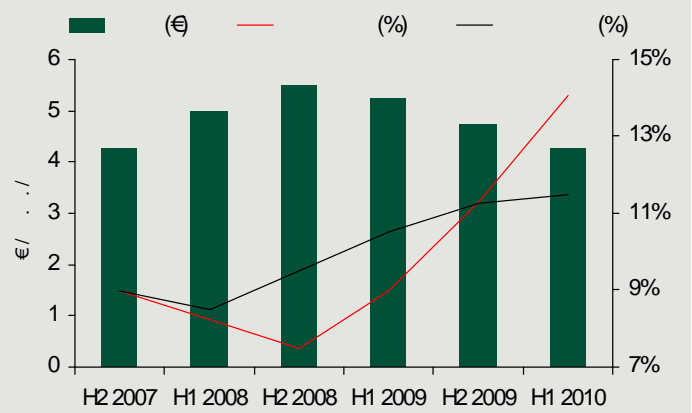
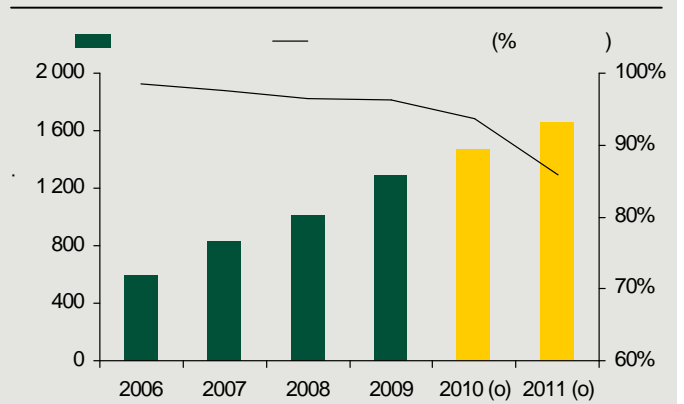
(10 000 . . . . . )  
20 000 . . . . . )  
(30 000 . . . . . )

425 000 . . . . .  
90%

2010 . . . . .

5%.

2011 . . . . .



/	- 3	28 000	2010
/	/	22 000	2010
- 2	/	30 000	2011
/	/	13 000	2011
- 1	/	25 000	2011

